

Ticagrelor Versus Clopidogrel in Acute Coronary Syndromes

Tirtha Patel V^{*}, Jigna Shah S and Patel CN

Department of Clinical Pharmacy, Shri Sarvajanic Pharmacy College, Mehsana, Gujarat, India.

ABSTRACT

The thienopyridine clopidogrel, which irreversibly blocks the adenosine diphosphate (ADP) receptor P2Y₁₂ on platelets, has become an essential component of therapy in patients with acute coronary syndromes, because it significantly improves the outcomes. However, clopidogrel has at least three drawbacks: delayed onset of action, large inter individual variability in platelet response, and irreversibility of its inhibitory effect on platelets. The U.S. Food and Drug Administration approved the Ticagrelor on July 20, 2011. Ticagrelor is an anti-platelet drug which is orally active and binds reversibly to P2Y₁₂ receptor antagonist that blocks ADP-induced platelet aggregation. It was specifically designed to address the limitations of the available antiplatelet agents while maintaining comparable or better antiplatelet effects. It does not require metabolic activation and demonstrates greater platelet inhibition, a faster offset of action and comparable bleeding risk compared to clopidogrel. Theoretically, this property might be expected to result in less bleeding than with an irreversible compound that binds to the platelet for its lifespan. The Safety and efficacy of ticagrelor compared with clopidogrel in ACS patient has been recently evaluated by the PLATElet inhibition and patient Outcomes (PLATO) trial. The pivotal PLATO trial in patients with an acute coronary syndrome demonstrated improved cardiovascular outcomes, including a reduction in myocardial infarctions and vascular events using ticagrelor as compared to clopidogrel with comparable rates of major bleeds.

Keywords: Ticagrelor, Clopidogrel, Acute Coronary Syndrome, Platelet Aggregation, ADP Receptor.

INTRODUCTION

The term acute coronary syndrome (ACS) is used to refer to a group of clinical symptoms associated with acute myocardial ischaemia¹. It encompasses unstable angina, non-ST segment elevation myocardial infarction (ST segment elevation generally absent), and ST segment elevation myocardial infarction (persistent ST segment elevation usually present)².

Each year in the United States, approximately 1.36 million hospitalizations are required for ACS (listed either as a primary or a secondary discharge diagnosis), of which 0.81 million are for myocardial infarction (MI) and the remainder are for UA. Roughly two-thirds of patients with MI have NSTEMI; the rest have STEMI³.

In patients who have acute coronary syndromes with or without ST-segment elevation, current clinical practice guidelines recommend dual antiplatelet treatment with aspirin and clopidogrel^{4,7}.

The efficacy of clopidogrel is hampered by the slow and variable transformation of the prodrug to the active metabolite, modest and variable platelet inhibition,^[8,9] an increased risk of bleeding^{10,11} and an increased risk of stent thrombosis and myocardial infarction in patients with a poor response¹².

Ticagrelor, a reversible and direct-acting oral antagonist of the adenosine diphosphate receptor P2Y₁₂, provides faster, greater, and more consistent P2Y₁₂ inhibition than clopidogrel^{13,14}. The U.S. Food and Drug Administration approved the Ticagrelor on July 20, 2011. It was specifically designed to address the limitations of the available antiplatelet agents while maintaining comparable or better antiplatelet effects¹⁵.

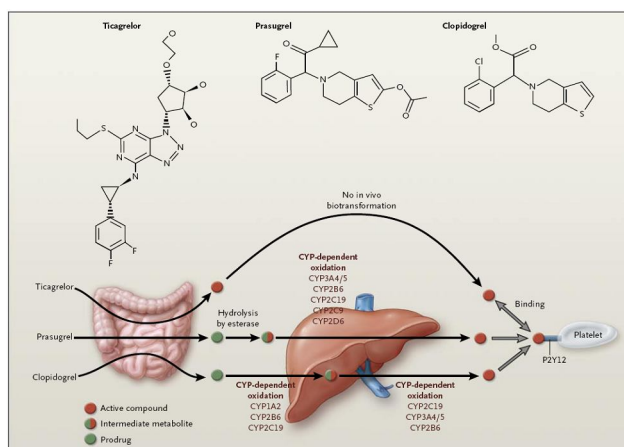
Biotransformation and Mechanism of action of Clopidogrel and Ticagrelor¹⁶

Fig. 1: Biotransformation and Mechanism of action of Clopidogrel and Ticagrelor

Ticagrelor, a cyclopentyl triazolopyrimidine, is rapidly absorbed in the intestine. The absorbed drug does not require further biotransformation for activation. It directly and reversibly binds to the platelet adenosine diphosphate (ADP) receptor P2Y12. The half-life of ticagrelor is 7 to 8 hours¹⁶. Reversible inhibition with ticagrelor may allow for more rapid surgical intervention after discontinuation, suggesting greater flexibility in treatment of ACS¹⁷. The irreversible binding of the thienopyridines results in slow offset of effect, with a gradual recovery of platelet function after drug withdrawal based on the generation of fresh platelets¹⁸. To avoid an increased risk for serious bleeding, an interval of 5 to 7 days off clopidogrel in patients undergoing coronary artery bypass grafting (CABG) is recommended^{19,20}. Thus, the development of P2Y12 receptor antagonists that are reversible and that exhibit a better balance between efficacy and safety is desirable. Clopidogrel is a prodrug that requires 2-step metabolism for conversion to its

active metabolite, which irreversibly binds the platelet adenosine diphosphate (ADP) P2Y12 receptor^{21,22}. After intestinal absorption of clopidogrel, it requires two cytochrome P-450 (CYP)-dependent oxidation steps to generate its active compound.¹⁶ Because of the metabolic activation, the onset of effect of clopidogrel is relatively slow; with steady-state platelet inhibition achieved 2 to 4 hours after a loading dose of 600 mg. Even during maintenance dosing, there is considerable interindividual variation in levels of inhibition of platelet aggregation (IPA) due to variable metabolic conversion to the active metabolite^{16,23,24}. The thienopyridines prasugrel is also a prodrug. After intestinal absorption of prasugrel, it is rapidly hydrolyzed, by means of esterases, to an intermediate metabolite and requires one further CYP-dependent oxidation step to generate its active compound. Most of the CYP-dependent activation occurs in the liver. Relevant CYP isoenzymes involved in the activation of both clopidogrel and prasugrel are also shown¹⁶.

Irreversible binding of Ticagrelor to receptor²⁵

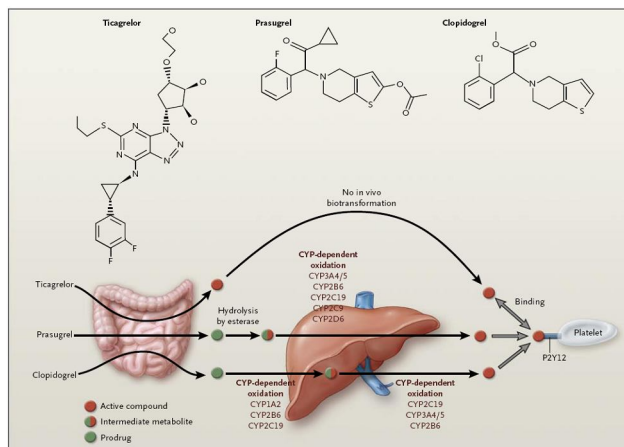
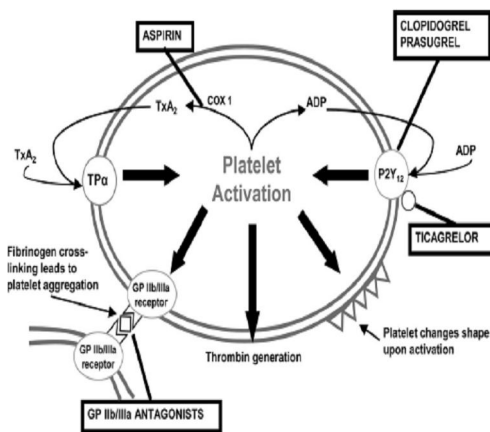


Fig. 2: Irreversible binding of Ticagrelor to receptor

Adenosine diphosphate (ADP) binds to the P2Y12 receptor and stimulates platelet activation, which ultimately leads to a conformational shape change of the platelet, thrombin generation and platelet aggregation. Clopidogrel and prasugrel directly and irreversibly block ADP through antagonism of the P2Y12 receptor for the life of the platelet. Ticagrelor binds at a separate P2Y12 sub-receptor that non-competitively blocks ADP activation through inactivating the receptor.

Ticagrelor has reversible binding and leaves the receptor intact. Antiplatelet agents working at P2Y12 can be used simultaneously with aspirin due to separate and complementary mechanisms of action. TxA₂- thromboxane A₂; GP- glycoprotein; COX- cyclooxygenase; TP- thromboxane A₂ receptor²⁵.

Irreversible binding of Ticagrelor to receptor²⁶



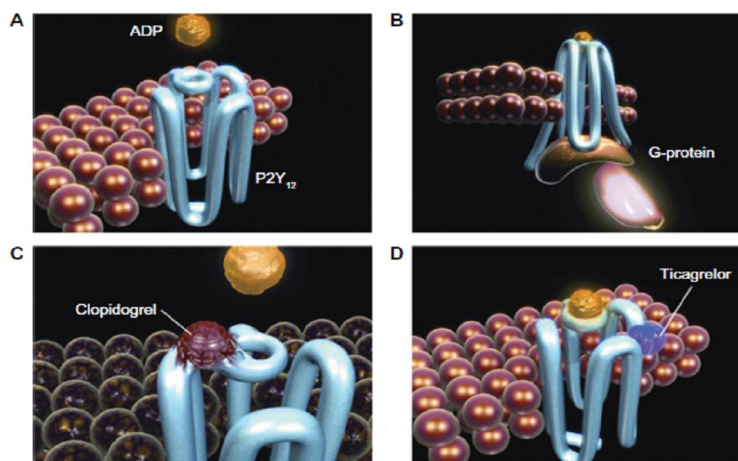


Fig. 3: Irreversible binding of Ticagrelor to receptor

A and B: ADP binds to the P2Y₁₂ receptor, resulting in conformational change and G-protein activation.

C: Binding of the clopidogrel active metabolite to the P2Y₁₂ receptor is irreversible, rendering the receptor nonfunctional for the life of the platelet.

D: Ticagrelor binds reversibly to P2Y₁₂ at a site distinct from the ADP binding site and inhibits ADP signaling and receptor conformational change by “locking” the

receptor in an inactive state; the receptor is functional after dissociation of the ticagrelor molecule. ADP can still bind at its binding site, and the degree of receptor inhibition (and inhibition of ADP-induced signaling) is dependant on the concentration of ticagrelor.

Abbreviation: ADP- adenosine diphosphate²⁶.

Table 1: Comparison of Antiplatelet P2Y₁₂ Inhibitors

Parameter	Clopidogrel	Ticagrelor
Dose	300–600 mg loading dose, 75- mg maintenance dose once daily	180-mg loading dose, 90-mg BID maintenance dose
Binding	IRR	R
Metabolism Required for Effect?	Yes; 2 step P450 activation	No
Absorption	>50%	36%
Peak plasma levels	1 hour	1.5-3 hours
Plasma protein binding	98%	≥99%
Resistance to Antiplatelet Effect?	Yes	No
Maximum IPA	40%–60%	85%–95%
Time to maximum platelet inhibition	5–6 h	Within 2 h
Half-life (h)	8	7-8
Offset of Action	5–7 d	3–5 d
Excretion	Urine 50%; feces 46%	Bile ; feces

Comparison of Antiplatelet P2Y₁₂ Inhibitors²⁷⁻³⁵

R indicates reversible; IRR, irreversible; IPA, inhibition of platelet aggregation.

Advantages of Ticagrelor (AZD 6140-an oral reversible P2Y₁₂ antagonist) over Clopidogrel³⁶

Direct acting:

- Not a prodrug, does not require metabolic activation

- Rapid onset of inhibitory effect on the P2Y₁₂ receptor
- Greater inhibition of platelet aggregation than clopidogrel reversibly bound:
- Degree of inhibition reflects plasma concentration
- Faster offset of effect than clopidogrel
- Functional recovery of all circulating platelet.

Table 2: Risks Associated with Platelet Adenosine Diphosphate–Receptor Antagonists in Patients with Acute Coronary Syndromes, According to Trial

Event	CURE Trial (N = 12,562)			TRITON–TIMI 38 (N = 13,608)			PLATO (N = 18,624)		
	Clopidogrel Group	Placebo Group	Relative Risk with Clopidogrel (95% CI)	Prasugrel Group	Clopidogrel Group	Relative Risk with Prasugrel (95% CI)	Ticagrelor Group	Clopidogrel Group	Relative Risk with Ticagrelor (95% CI)
Death from any cause	5.7	6.2	0.93 (0.81–1.07)	3.0	3.2	0.95 (0.78–1.16)	4.5	5.9	0.78 (0.69–0.89)
Death from cardiovascular cause	5.1	5.5	0.93 (0.79–1.08)	2.1	2.4	0.89 (0.70–1.12)	4.0	5.1	0.79 (0.69–0.91)
Myocardial infarction†	5.2	6.7	0.77 (0.67–0.89)	7.3	9.5	0.76 (0.67–0.85)	5.8	6.9	0.84 (0.75–0.95)
Stroke‡	1.2	1.4	0.86 (0.63–1.18)	1.0	1.0	1.02 (0.71–1.45)	1.5	1.3	1.17 (0.91–1.52)
Death from cardiovascular causes, myocardial infarction, or stroke‡‡	9.3	11.4	0.80 (0.72–0.90)	9.9	12.1	0.81 (0.73–0.90)	9.8	11.7	0.84 (0.77–0.92)
Major bleeding	3.7	2.7	1.38 (1.13–1.67)	2.5	1.7	1.45 (1.15–1.83)	11.6	11.2	1.04 (0.95–1.13)

Risks Associated with Platelet Adenosine Diphosphate–Receptor Antagonists in Patients with Acute Coronary Syndromes, According to Trial.^{*37,38,39}

* The CURE (Clopidogrel in Unstable Angina to Prevent Recurrent Events) trial^[37] included patients who had acute coronary syndromes without ST-segment elevation; both PLATO (Study of Platelet Inhibition and Patient Outcomes)³⁹ and TRITON–TIMI 38 (Trial to Assess Improvement in Therapeutic Outcomes by Optimizing Platelet Inhibition with Prasugrel–Thrombolysis in Myocardial Infarction 38)³⁸ included patients who had acute coronary syndromes with or without ST-segment elevation.

† TRITON–TIMI 38 counted only nonfatal myocardial infarction and nonfatal stroke.

‡ Death from cardiovascular causes, myocardial infarction, or stroke was the primary end point in all three studies.

PLATO is the third randomized trial evaluating novel antagonists of platelet ADP receptors in patients with acute coronary syndromes, following the Clopidogrel in Unstable Angina to Prevent Recurrent Events (CURE) trial and TRITON–TIMI 38 (Table 2).^{37,38}

Study of Platelet Inhibition and Patient Outcomes (PLATO) is conducted to determine whether ticagrelor is superior to

clopidogrel for the prevention of vascular events and death in a broad population of patients presenting with an acute coronary syndrome.⁴⁰

Two striking differences among the outcomes of these three trials deserve special consideration (Table 2). First, in both the CURE trial and TRITON–TIMI 38, stronger platelet inhibition was associated with an increased risk of bleeding, whereas in PLATO, the risk of major bleeding was not increased with ticagrelor. As compared with clopidogrel, ticagrelor was associated with more frequent non–CABG-related bleeding, but it was safer than clopidogrel in patients undergoing CABG. This result highlights the important advantage of reversibility in the mechanism of action of ticagrelor⁴¹.

Second, neither the CURE study nor TRITON–TIMI 38 showed a significant reduction in the mortality rate in association with stronger platelet inhibition. In PLATO, the rates of death from any cause were 4.5% with ticagrelor and 5.9% with clopidogrel, with a significant relative risk reduction (22%). This finding may simply reflect the play of chance, because the trial was not powered to detect differences in the mortality rate. However, since the mortality rate in patients treated with antiplatelet drugs is determined by the risks of both

ischemia and bleeding, ticagrelor may reduce the mortality rate by reducing the risk of death from ischemia without increasing the risk of death from bleeding. This hypothesis needs to be addressed in future investigations⁴¹.

Third, new side effects, not seen with clopidogrel or prasugrel, were seen with the use of ticagrelor. These include dyspnea, bradyarrhythmia, and increased serum levels of uric acid and creatinine. Although they do not seem to have put patients at higher risk for death, these side effects may certainly have a negative effect on the quality of life. There was also a trend toward a higher risk of hemorrhagic stroke with ticagrelor than with clopidogrel, which becomes significant if cases of stroke classified as being of unknown origin are also counted as hemorrhagic strokes⁴¹.

Conclusion:

Ticagrelor is a new oral antiplatelet drug for the patients who had an acute coronary syndrome with or without ST-segment elevation. It possesses many desirable characteristics in comparison with the thienopyridines clopidogrel in terms of rapid, predictable, and reversible antiplatelet effects and clinical efficacy superior to clopidogrel. Ticagrelor, as compared with clopidogrel, significantly reduced the rate of death from vascular causes, myocardial infarction, or stroke, without an increase in the rate of overall major bleeding but with an increase in the rate of non-procedure-related bleeding. The main adverse effect seen with ticagrelor in clinical trials was Dyspnea. Additional benefits of ticagrelor are its efficacy in patients unresponsive to clopidogrel and lack of interaction with proton-pump inhibitors.

REFERENCES

1. National Institute for Health and Clinical Excellence, Final scope for the appraisal of ticagrelor for the treatment of acute coronary syndromes. Issue Date: September 2010
2. Ever D Grech. consultant cardiologist, assistant professor, BMJ. 2003;326(7401):1259–1261.
3. Lloyd-Jones D, Adams R and Carnethon M. American Heart Association Statistics Committee and Stroke Statistics Subcommittee, *Circulation*. 2009;119(3):480-486.
4. Anderson JL, Adams CD and Antman EM. ACC/AHA 2007 guidelines for the management of patients with unstable angina/non ST-elevation myocardial infarction: a report of the American College of Cardiology/American Heart Association Task Force on Practice Guidelines, *Circulation* 2007;116(7):148-e304.
5. Antman EM, Anbe DT and Armstrong PW. ACC/AHA guidelines for the management of patients with ST-elevation myocardial infarction — executive summary: a report of the American College of Cardiology/American Heart Association Task Force on Practice Guidelines, *Circulation* 2004;110:588-636.
6. Bassand JP, Hamm CW and Ardissino D. Guidelines for the diagnosis and treatment of non-ST-segment elevation acute coronary syndromes. *Eur Heart J* 2007;28:1598-660.
7. Van de Werf F, Bax J and Betriu A. Management of acute myocardial infarction in patients presenting with persistent ST-segment elevation: the Task Force on the Management of ST-Segment Elevation Acute Myocardial Infarction. *Eur Heart J* 2008;29:2909-45.
8. Jernberg T, Payne CD and Winters KJ. Prasugrel achieves greater inhibition of platelet aggregation and a lower rate of non-responders compared with clopidogrel in aspirin-treated patients with stable coronary artery disease. *Eur Heart J*. 2006;27:1166-73.
9. Wallentin L, Varenhorst C and James S. Prasugrel achieves greater and faster P2Y₁₂receptor-mediated platelet inhibition than clopidogrel due to more efficient generation of its active metabolite in aspirin-treated patients with coronary artery disease. *Eur Heart J*. 2008;29:21-30.

10. Fox KA, Mehta SR and Peters R. Benefits and risks of the combination of clopidogrel and aspirin in patients undergoing surgical revascularization for non-ST-elevation acute coronary syndrome: the Clopidogrel in Unstable angina to prevent Recurrent ischemic Events (CURE) Trial. *Circulation* 2004;110:1202-8.
11. Yusuf S, Zhao F, Mehta SR, Chrolavicius S, Tognoni G and Fox KK. Effects of clopidogrel in addition to aspirin in patients with acute coronary syndromes without ST-segment elevation. *N Engl J Med.* 2001;345:494-502.
12. Kuliczowski W, Witkowski A and Polonski L. Interindividual variability in the response to oral antiplatelet drugs: a position paper of the Working Group on antiplatelet drugs resistance appointed by the Section of Cardiovascular Interventions of the Polish Cardiac Society, endorsed by the Working Group on Thrombosis of the European Society of Cardiology. *Eur Heart J.* 2009;30:426-35.
13. Storey RF, Husted S and Harrington RA. Inhibition of platelet aggregation by AZD6140, a reversible oral P2Y₁₂ receptor antagonist, compared with clopidogrel in patients with acute coronary syndromes. *J Am Coll Cardiol.* 2007;50:1852-6.
14. Husted S, Emanuelsson H, Heptinstall S, Sandset PM, Wickens M and Peters G. Pharmacodynamics, pharmacokinetics, and safety of the oral reversible P2Y₁₂ antagonist AZD6140 with aspirin in patients with atherosclerosis: a double-blind comparison to clopidogrel with aspirin. *Eur Heart J.* 2006;27:1038-47.
15. James J. Nawarskas, PharmD, and Sara M. Clark, PharmD Candidate and Ticagrelor A Novel Reversible Oral Antiplatelet Agent, *Cardiology in Review.* 2011;19(2).
16. Albert Schömig MD. Ticagrelor — Is There Need for a New Player in the Antiplatelet-Therapy Field? *The new england journal of medicine*, editorial.
17. James ., Comparison of Ticagrelor, the first reversible oral P2Y₁₂ receptor antagonist, with clopidogrel in patients with acute coronary syndromes: Rationale, design, and baseline characteristics of the PLATelet inhibition and patient Outcomes (PLATO) trial. *American Heart Journal.* 2009;157(4).
18. Jakubowski JA, Winters KJ and Naganuma H. Prasugrel: a novel thienopyridine antiplatelet agent. A review of preclinical and clinical studies and the mechanistic basis for its distinct antiplatelet profile. *Cardiovasc Drug Rev.* 2007;25:357-74.
19. Bassand JP, Hamm CW, Ardissino D, et al. Guidelines for the diagnosis and treatment of non-ST-segment elevation acute coronary syndromes. *Eur Heart J* 2007;28:1598-660.
20. Anderson JL, Adams CD and Antman EM. ACC/AHA 2007 guidelines for the management of patients with unstable angina/ non ST-elevation myocardial infarction. *Circulation* 2007;116:148-304.
21. Yusuf S, Zhao F and Mehta SR. Effects of clopidogrel in addition to aspirin in patients with acute coronary syndromes without ST segment elevation. *N Engl J Med.* 2001;345:494-502.
22. Jernberg T, Payne CD and Winters KJ. Prasugrel achieves greater inhibition of platelet aggregation and a lower rate of non-responders compared with clopidogrel in aspirin-treated patients with stable coronary artery disease. *Eur Heart J* 2006;27:1166-73.
23. Matetzky S, Shenkman B and Guetta V. Clopidogrel resistance is associated with increased risk of recurrent atherothrombotic events in patients with acute myocardial infarction. *Circulation.* 2004;109: 3171-5.
24. Gurbel PA, Bliden KP and Hiatt BL. Clopidogrel for coronary stenting: response variability, drug resistance, and the effect of pretreatment platelet reactivity. *Circulation* 2003;107:2908-13.
25. Teng R, Oliver S and Hayes MA. Absorption, distribution, metabolism

- and excretion of ticagrelor in healthy subjects. *Drug Metab Dispos.* 2010;38:1514–1521.
26. Van Giezen JJJ. Optimizing platelet inhibition. *Eur Heart J Suppl.* 2008;10 (Suppl D):D23–D29.
27. Husted S, Emanuelsson H and Heptinstall S. Pharmacodynamics, pharmacokinetics, and safety of the oral reversible P2Y₁₂ antagonist AZD6140 with aspirin in patients with atherosclerosis: a double-blind comparison to clopidogrel with aspirin. *Eur Heart J.* 2006;27:1038–1047.
28. Malek LA, Kisiel B and Spiewak M. Coexisting polymorphisms of P2Y₁₂ and CYP2C19 genes as a risk factor for persistent platelet activation with clopidogrel. *Circ J.* 2008;72:1165–1169.
29. Mega JL, Close SL and Wiviott SD. Cytochrome P450 genetic polymorphisms and the response to prasugrel: relationship to pharmacokinetic, pharmacodynamic and clinical outcomes. *Circulation.* 2009;119:2553–2560.
30. Teng R and Butler K. Pharmacokinetics, pharmacodynamics, tolerability, and safety of single ascending doses of ticagrelor, a reversibly binding oral P2Y₁₂ receptor antagonist, in healthy subjects. *Eur J Clin Pharmacol.* 2010;66:487–496.
31. Gurbel PA, Bliden KP and Butler K. Randomized double-blind assessment of the ONSET and OFFSET of the antiplatelet effects of ticagrelor versus clopidogrel in patients with stable coronary artery disease. *Circulation.* 2009;120:2577–2585.
32. Plavix (Clopidogrel Bisulfate) Tablet. Bridgewater, NJ: Bristol-Myers Squibb/Sanofi Pharmaceuticals Partnership; 1997.
33. Gurbel PA, Bliden KP and Butler K. Response to ticagrelor in clopidogrel nonresponders and responders and effect of switching therapies: the RESPOND study. *Circulation.* 2010;121:1188–1199.
34. Effient (Prasugrel) Tablet. Indianapolis, IN: Eli Lilly and Company; 2009.
35. Medscape news. http://www.medscape.com/viewarticle/739870_3
36. Ticagrelor compared with Clopidogrel in patients with ACS-the PLATO trial
37. Yusuf S, Zhao F, Mehta SR, Chrolavicius S, Tognoni G, Fox KK., Effects of clopidogrel in addition to aspirin in patients with acute coronary syndromes without ST-segment elevation, *N Engl J Med* 2001;345:494-502.
38. Wiviott SD, Braunwald E and McCabe CH. Prasugrel versus clopidogrel in patients with acute coronary syndromes, *N Engl J Med.* 2007;357:2001-15.
39. Wallentin L, Becker RC, Budaj A and et al. Ticagrelor versus clopidogrel in patients with acute coronary syndromes, *N Engl J Med.* 2009;361:1045-57.
40. European Society of Cardiology, PLATO: Comparison of Ticagrelor, the first reversible oral P2Y₁₂ receptor antagonist, with clopidogrel in patients with acute coronary syndromes: results of the PLATElet inhibition and patient Outcomes (PLATO) trial
41. Albert Schömig MD. Ticagrelor — Is There Need for a New Player in the Antiplatelet-Therapy Field?, Editorial, *The new england journal of medicine,* 1108-1111.