

# Study on Effect of Reductant in Photosensitizer for Solar Energy Conversion and Storage: Bismark Brown - Fructose System

Narpat Raj Nenival

Department of Chemistry, Deshbandhu College, University of Delhi, Kalkaji, New Delhi, India.

## ABSTRACT

An efficient photogalvanic cell containing Fructose as an electron donor, a dye Bismark brown as photosensitizer has been investigated for solar energy and storage. The photopotential, photocurrent and power generated by the photogalvanic cell were 810.0mV, 320.0 $\mu$ A and 390.0  $\mu$ W respectively. The determined conversion efficiency of cell was determined as 0.7080% and fill factor was 0.756. The current voltage characteristics of the cell have also been studied. The effect of diffusion parameters on the electrical output of the cell was investigated and a mechanism for the generation of photocurrent in this photogalvanic cell has also been proposed.

**Keywords:** Current-Voltage characteristics, Fill Factor, Conversion Efficiency.

## 1. INTRODUCTION

All activity requires energy can be obtained from two types of sources-renewable and non renewable. Non-renewable sources are fossil fuels, coal, crude oil, etc. Renewable sources are Sun radiations, wind, biomass, etc. Non-renewable sources are limited and polluting in nature. Sun is the most powerful source of energy. The solar energy can be harnessed through photogalvanic effect. The photogalvanic effect was first of all observed by Rideal and Willams<sup>1</sup> but it was systematically studied by Rabinowitch<sup>2</sup>. Solar energy conversion and storage has also been studied by the Ramkumar et al<sup>3</sup>, Nozik<sup>4</sup>, Bayer et al<sup>5</sup>, Miyasaka<sup>6</sup> and Gratzel<sup>7</sup>. Optimum efficiency of photogalvanic cell for solar energy conversion has been studied by James et al<sup>8</sup>. Michael Gratzel<sup>9</sup> observed that solar energy can be directly stored by photocapacitor. Conversion of sun-light into electricity by dye sensitized solar cell have also been studied by Quing et al<sup>10</sup>, Jana<sup>11</sup>, Trupke et al<sup>12</sup>, Herve et al<sup>13</sup>, Hao et al.<sup>14</sup>, and kouruma et al<sup>15</sup>.

A low cost and high efficiency dye sensitized solar cell based on TiO<sub>2</sub> films have been studied by Burke et al.<sup>16</sup>

Control mechanism of charge transfer and recombination in dye sensitized solar cell have been studied by Hegberg et al.<sup>17</sup>, Margaret et al.<sup>18</sup>, and Blijnyuke et al<sup>19</sup>.

Characteristics of high efficiency dye sensitized solar cell studied by the Gangotri and Lal<sup>20</sup> showed the enhancement of the power output of solar cell consisting of mixed dye.

Gangotri and meena<sup>21</sup> have used EDTA as a reductant and mixed dye methylene blue and toluidine blue in photogalvanic effect. Gangotri and Lal<sup>22-23</sup> have used oxalic acid as a reductant and methylene blue as photosensitizer in the photogalvanic cell for solar energy conversion and storage.

Gangotri and Pramila<sup>24</sup> used anionic micelles in photogalvanic cell for solar energy conversion and storage. Suresh C. Ameta et. al.<sup>25</sup> used NaLS in photogalvanic cell for solar energy conversion and storage. Gangotri and C. Lal<sup>26</sup> have used EDTA as a reductant and methylene blue and thionine as photosensitizer in photogalvanic cell for

solar energy conversion and storage. Genwa et.al.<sup>27</sup> have comparatively studied the photogalvanic effect by using Toluidine Blue and Malackite Green as photosensitizer with Arabinose-NaLS system.

## 2. Experimental

A mixture of photosensitizers - Bismark brown, Fructose (Ranbaxy), and sodium hydroxide (s.d.fine) were used in the present work. All solutions were prepared in doubly distilled water and were kept in amber coloured containers to protect them from sunlight. A mixture of Bismark brown, Fructose and sodium hydroxide was taken in an H-type glass tube. A platinum electrode (1.0 x 1.0 cm<sup>2</sup>) was immersed in one limb of the H-tube and a saturated calomel electrode (SCE) was immersed in the other limb. The whole system was first placed in the dark till a stable potential was attained, then the limb containing the platinum electrode was exposed to a 200 W tungsten lamp (Philips). A water filter was used between bulb and H-Cell to cut off thermal radiations from reaching the cell.

Photochemical bleaching of the dye was studied potentiometrically. A digital pH meter (Systronics 335) and a microammeter (INCO-65) were used to measure the potential and current generated by the system respectively. The current voltage characteristics were studied by applying an external load with the help of a carbon pot (log 470 K) connected in the circuit (Figure- 1).

## 3. Results and discussion

### 3.1 Effect of Variation of concentration of photosensitizer( Bismark brown)

In Bismark brown- Fructose system it was observed that with the increase in the total concentration of the photosensitizer, the photopotential was found to increase till it reaches a maximum value. On further increase in the total concentration of photosensitizer, a decrease in the electrical output of the cell was observed. The fall in power output was also resulted with decrease in concentration of dye due

to less number of molecules available for electron donation to Pt electrode on the other hand the passage of radiations may be hindered by the higher concentration of mixed dyes to reach the electrode in the desired amount and it will also result in to a decrease in electrical output. The effect of variation of mixed photosensitizer concentration on the photopotential and photocurrent of system is given in table 1.

### 3.2 Effect of Variation of reductant (Fructose) concentration

With the increase in concentration of the reductant the photopotential and photocurrent were found to increase until they reach a maximum value. On further increase in concentration of reductant the decrease in electrical output of the cell was found. The effect of variation of mixed reductant concentration on the photopotential and photocurrent of system is given in table 1.

### 3.3 Effect of Variation of pH

Photogalvanic cell containing was found to be quite sensitive to pH of the Bismark brown- Fructose system solution. The system shows an increase in the photopotential and photocurrent of the cell with increase in pH value (in alkaline range). At pH 12.78 a maxima was achieved. On further increase in pH, there was a decrease in photopotential and photocurrent.

### 3.4 i-V Characteristics of the Cell

The short circuit current ( $i_{sc}$ ) and open circuit voltage ( $V_{oc}$ ) of the cells were measured with the help of a microammeter (keeping the circuit closed) and with a digital pH meter (keeping the other circuit open), respectively. The current and potential values in between these two extreme values were recorded with the help of a carbon pot (log 470 K) connected in the circuit of micro-ammeter, through which an external load was applied.

It was observed that i-V curve deviated from their regular rectangular shapes. A point in i-V curve, called power point was determined where the product of current

and potential was maximum and the fill factor was calculated as 0.756 using the formula:-

$$\text{Fill factor (n)} = \frac{V_{pp} \times i_{pp}}{V_{oc} \times i_{sc}} \dots (1)$$

Where  $V_{pp}$  and  $i_{pp}$  represent the value of potential and current at power point respectively.

### 3.5 The performance of the photogalvanic cell

The performance of the photogalvanic cell was observed by applying an external load (necessary to have current at power

point) after termination the illumination as soon as the potential reaches a constant value. The performance was determined in terms of  $t_{1/2}$ , (fig. 3) i.e., the time required in fall of the output (power) to its half at power point in dark. It was observed that the cell can be used in dark for 90.0 minutes.

### 3.6 Conversion Efficiency

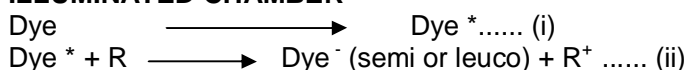
The conversion efficiency of the cell was determined as 0.7080 % using the following formula:

$$\text{Conversion efficiency} = \frac{V_{pp} \times i_{pp}}{10.4mWcm^{-2}} \times 100\% \dots (2)$$


### 4. Mechanism

On the basis of above investigations the mechanism of the photocurrent generation in the photogalvanic cell may be proposed as follows:

#### ILLUMINATED CHAMBER

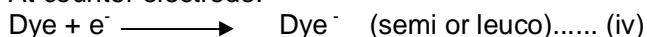


#### At platinum electrode :



#### DARK CHAMBER

At counter electrode:



Here Dye,  $\text{Dye}^-$ , R and  $R^+$  are the dye, its leuco form, reductant and its oxidized form, respectively.

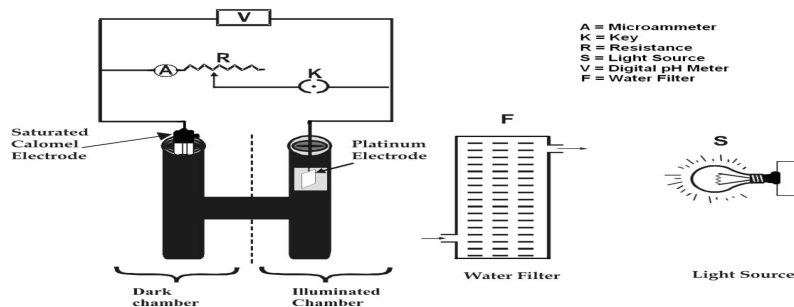
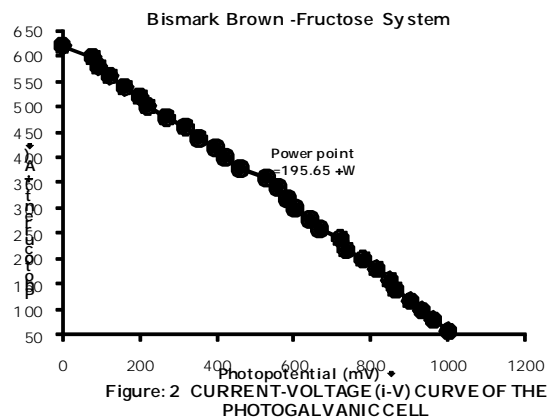
### 5. CONCLUSION

Scientists have been studying the harvesting of solar energy in various forms of solar cells like photoelectrochemical, photovoltaic and photogalvanic cells. Photovoltaic cells are widely used in most countries for conversion and storage of solar energy but owing to their nil storage capacity, photogalvanic cells are emerging as thrust research area as they have the

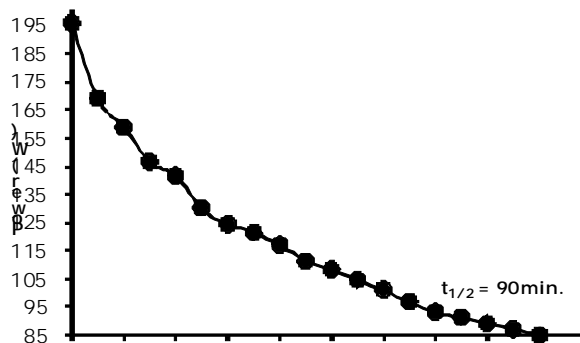
added advantage of inherent storage capacity. The use of photosensitizer Bismark brown – Fructose System not only enhances the electrical output of the cell but also increases the conversion efficiency and storage capacity in comparison to the photogalvanic cell using single photosensitizer. Efforts will be made in future to make it more efficient.

**Table 1: Effect of Variation of Various Parameters**

Parameters	Photopotential (mV)	Photocurrent ( $\mu\text{A}$ )	Power ( $\mu\text{W}$ )
[Bismark brown] $\times 10^{-5}$ M			
2.80	427.0	350.0	123.35
3.00	513.0	475.0	318.47
<b>3.20</b>	<b>810.0</b>	<b>320.0</b>	<b>390.00</b>
3.10	625.0	410.0	246.75
2.90	527.0	360.0	119.20
[Fructose] $\times 10^{-3}$ M			
2.52	778.0	390.0	165.50
2.60	845.0	410.0	225.15
<b>2.64</b>	<b>810.0</b>	<b>320.0</b>	<b>390.00</b>
2.68	838.0	415.0	270.00
2.72	785.0	300.0	160.00

**Fig. 1: Experimental set-up of Photogalvanic cell**

## Bismark Brown- Fructose system



## 6.REFERENC

## ES

- Rideal EK and Williams EG. The action of light on the ferrous iodine iodide equilibrium. *Journal of the Chemical Society Trans.* 1925;127:258.
- Rabinowitch E. The photogalvanic effect I: The photochemical properties of the thionine-iron system. *Journal of the Chemical Physics*, 1940, 8, 551.
- Ramakumar R and Allison HJ. Solar energy conversion and storage system for the future. *Power Apparatus and System*, 1975, 94(6),1926.
- Nozik AJ. Application to solar energy conversion. *Annual Review of Physical Chemistry*, 1978, 29,189.
- Bayer LS , Erogleand I and Turker L. Photogalvanic effect in aqueous methylene blue –Nickel mesh system: conversion of light into electricity. *International Journal of Energy Research*, 2001, 25(3), 207.
- Miyasaka T and Murakami TN. The photocapacitor: an efficient self-charging capacitor for direct storage of solar energy. *Appl. Phys. Lett.*, 2004,85,3932.
- Gratzel M. Solar energy conversion by Dye sensitized Photovoltaic cell. *Inorg. Chem.*, 2005, 44(20), 6841.
- James DR, Haque A and Saif P. Emilio, Photochemical energy conversion from molecular dyads to Solar cell. *Chemical Communications (Cambridge, England)*, 2006, 31, 3279.
- Gratzel M and Regan BO. Dye-sensitized solar cells (DSC) were invented". *Nature*, 1991, 353, 737.
- Quing W, Seigo I, Gratzel M., Francisco FS, Ivan MS, Juan B, Takeru B And Hachiro I. Characteristics of high efficiency dye-sensitized solar cells. *The Journal of Physical Chemistry B*, 2006, 110(50), 25210.
- Jana AK and Bhowmik BB. Enhancement in power output of solar cells consisting of mixed dyes. *Journal of Photochemistry and Photobiology*, 1999,122, 53.
- Trupke T, Green MA and Wurfel P. Improving solar cell efficiencies by down-conversion of high-energy photons. *J. Appl. Phys.*, 2002, 1668, 92.
- Herve N, Shaik MZ, Jacques EM and Gratzel M. An alternative efficient redox couple for the dye-sensitized solar cell system. *Chemistry (Weinheim an der Bergstrasse, Germany)*, 2003, 9(16), 3756.

14. Hao S, Wu J, Huang Y and Lin J. Natural dyes as photosensitizers for dye-sensitized solar cell. *Solar Energy*, 2006, 80, 209.
15. Koumura N, Wang ZS, Mori S, Miyashita M, Suzuki E and Hara K. Alkyl-functionalized Organic Dyes for Efficient Molecular Photovoltaics. *Journal of the American Chemical Society*, 2006, 128(44), 14256.
16. Burke A, Schmidt-Mena Lukas, Ito Seigo, Gratzel M. A novel blue dye for near-IR 'dye-sensitized' solar cell applications. *Chemical Communications*, 2007, 3, 234
17. Hagberg DP, Jun-Ho Yum, Lee H. Angelis FD., Marinado T., Karlsson KM., Humphry-Baker R. And Sun L., Molecular engineering of organic sensitizers for dye-sensitized solar cell applications. *Journal of the American Chemical Society*, 2008, 130(19), 6259.
18. Margaret CE, Ruth BK, Bernstein J and Cash DJ. Solid -state chemistry and structures of a new class of mixed dyes cyanine-oxonol. *J. Am. Chem. Soc.*, 1984, 106 (23), 6921.
19. Bliznyuk VN, Kristein S and Moehwald H. Structural control of optical spectra of two-dimensional mixed dye crystals. *J. Phys. Chem.*, 1993, 97(3), 569.
20. Gangotri KM and Lal C. Studies in photogalvanic effect and mixed dyes system : EDTA-methylene blue-toluidine blue system. *International Journal of Energy Research.*, 2000, 24 (4), 365.
21. Gangotri KM and Meena RC. Use of reductant and photosensitizer in photogalvanic cells for solar energy conversion and storage : Oxalic acid methylene blue system. *J. Photochemical Photobiol.*, 2001, 141,175.
22. Gangotri KM and Lal C. Use of mixed dyes in photogalvanic cells for solar energy conversion and storage : EDTA - methylene blue and thionine system. *Mechanical Engineers - Part A - Power & Energy*, 2005, 219 (5), 315.
23. Gangotri KM and Lal C. Use of mixed dyes in a photogalvanic cell for solar energy conversion and storage : EDTA - thionine - azul -B system. *Journal of Power Sources*, 2007, 164 (2), 926.
24. Gangotri KM and Pramila. Use of anionic micelles in photogalvanic cells for solar energy conversion and storage Diethylsulfosuccinate mannitol-safranin system. *Energy Sources*, 2007, 29, 1253.
25. Ameta SC, Khamesra S, Chittora AK and Gangotri KM. Use of sodium lauryl sulphate in a photogalvanic cell for solar energy conversion and storage : Methylene blue-edta system. *International Journal of Energy Research*, 2007, 13(6), 643.
26. Gangotri KM and Lal C. Mixed dyes in photogalvanic cells for solar energy conversion and storage: EDTA - Methylene blue and thionine system. *Applied physics A : Materials Science & Processing*, 2008, 92 (3).
27. Genwa KR, Kumar A and Sonel A. Photogalvanic solar energy conversion: study with photosensitizers toluidine blue and malchite green in presence of NaI. *Applied energy*, 2009, 86, 1431.